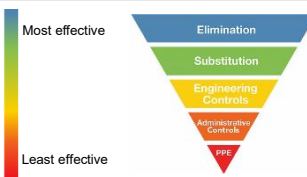


Project:	Workshop/Yard/Site Operations	RA No:	31	Review Date
Operation / Task:	Quick Hitch and Drop Chain Systems to Load	Persons at risk:	Operators, Banksman, Operatives	31/01/2027
Location / Area:	All L Lynch Depots and Client Sites	Public at risk:	No	
Monitoring Responsibility:	HSQE Team, Depot Manager, Transport Manager, Compliance Manager, Drivers/Operators, Depot/ Managers, Foremen/ Supervisors			

KEY



S = Severity Rating

- Negligible
- Minor Injury
- Major Injury (RIDDOR)
- Fatality
- Multiple Fatality

L = Likelihood of Occurrence

- Improbable
- Remote 1 – 10%
- Possible 10 – 50%
- Probable 50 – 90%
- Almost certain 90%+

RR = Risk Rating


Severity	5	4	3	2	1
5	5	10	15	20	25
4	4	8	12	16	20
3	3	6	9	12	15
2	2	4	6	8	10
1	1	2	3	4	5
	Likelihood				

R Unacceptable risk, plan out or add further controls.
O Acceptable only if no other method viable & with high level controls in place.
Y Acceptable with suitable controls.
G Acceptable, no further action required.

Activity	Hazards/Risks Identified	Risk Rating			Control Measures	Residual Risk			Responsibility
		S	L	RR		S	L	RR	
Use of Quick Hitch Systems and chains to lift buckets attachments with Plant machines.	<p>Unqualified personnel unfamiliar with controls inexperienced with working practices Falls from cab.</p> <p>Unauthorised operation of plant while changing quick hitch.</p> <p>Falls from height from chain failure causing a potential hazard of injury or damage to buckets or attachment.</p>	4	3	12	<ul style="list-style-type: none"> All plant transport plant delivery drivers must be certified as trained and competent to load and transport plant and hold a A49/50 Certificate which must be carried at all times and produced on request. All drivers must be briefed on the SSOW regarding quick hitch and have undergone internal quick hitch training. Only chains certified and fit for purpose can be used to lift buckets and attachments during loading. All chains must be visually inspected prior to use. Any signs of stress or damage to the chains must be reported and the chains placed in quarantined for repair or re-test. Where possible always use lifting points on buckets and attachments when loading/unloading vehicles Always inspect buckets for any damage/damaged welds including bucket pins. Any defected buckets must be quarantined and reported to workshop. 	4	2	8	<p>HSQE Team Depot Manager. Drivers/Operators Depot Managers Compliance Manager Client Site Management and Personnel Transport Manager</p>

Project:	Workshop/Yard/Site Operations	RA No:	31	Review Date
Operation / Task:	Quick Hitch and Drop Chain Systems to Load	Persons at risk:	Operators, Banksman, Operatives	31/01/2027
Location / Area:	All L Lynch Depots and Client Sites	Public at risk:	No	
Monitoring Responsibility:	HSQE Team, Depot Manager, Transport Manager, Compliance Manager, Drivers/Operators, Depot/ Managers, Foremen/ Supervisors			

KEY



S = Severity Rating

- Negligible
- Minor Injury
- Major Injury (RIDDOR)
- Fatality
- Multiple Fatality

L = Likelihood of Occurrence

- Improbable
- Remote 1 – 10%
- Possible 10 – 50%
- Probable 50 – 90%
- Almost certain 90%+

RR = Risk Rating

Severity	5	10	15	20	25
4	4	8	12	16	20
3	3	6	9	12	15
2	2	4	6	8	10
1	1	2	3	4	5
	1	2	3	4	5
	Likelihood				

R Unacceptable risk, plan out or add further controls.
O Acceptable only if no other method viable & with high level controls in place.
Y Acceptable with suitable controls.
G Acceptable, no further action required.

Activity	Hazards/Risks Identified	Risk Rating			Control Measures	Residual Risk			Responsibility
		S	L	RR		S	L	RR	
Use of Quick Hitch Systems and chains to lift buckets attachments with Plant machines.	Falls from height and damage to quick hitch. Connection error Falls from height and damage to quick hitch. Connection error.	4	3	12	<ul style="list-style-type: none"> The attachments/buckets must be connected to the quick hitch by both securing pins. Only buckets/attachments suitable in size for the quick hitch can be lifted by a quick hitch system. Use of Semi-Automatic Quick Hitches have been prohibited by L Lynch. OPERATOR TO CHECK HITCH IS FULLY AND CORRECTLY ENGAGED PRIOR TO USE – If in doubt seek advice from L Lynch Management Staff to use the disengagement tool provided and to report any faults immediately. Ensure that bucket is left at a safe height to reduce bending or over-reaching. Only one bucket must be carried on a quick hitch at any one time. <u>NEVER CARRY BUCKETS OR OTHER ATTACHMENTS ON THE TEETH OF BUCKETS CONNECTED TO THE QUICK HITCH</u> 	4	2	8	HSQE Team Depot Manager. Drivers/Operators Depot Managers Compliance Manager Client Site Management and Personnel Transport Manager

Project:	Workshop/Yard/Site Operations	RA No:	31	Review Date
Operation / Task:	Quick Hitch and Drop Chain Systems to Load	Persons at risk:	Operators, Banksman, Operatives	31/01/2027
Location / Area:	All L Lynch Depots and Client Sites	Public at risk:	No	
Monitoring Responsibility:	HSQE Team, Depot Manager, Transport Manager, Compliance Manager, Drivers/Operators, Depot/ Managers, Foremen/ Supervisors			

KEY

S = Severity Rating

- Negligible
- Minor Injury
- Major Injury (RIDDOR)
- Fatality
- Multiple Fatality

L = Likelihood of Occurrence

- Improbable
- Remote 1 – 10%
- Possible 10 – 50%
- Probable 50 – 90%
- Almost certain 90%+

RR = Risk Rating

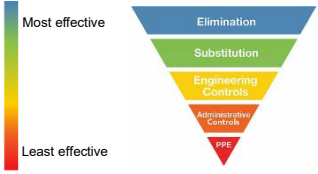
Severity	5	4	3	2	1
5	5	10	15	20	25
4	4	8	12	16	20
3	3	6	9	12	15
2	2	4	6	8	10
1	1	2	3	4	5
	Likelihood				

R Unacceptable risk, plan out or add further controls.
O Acceptable only if no other method viable & with high level controls in place.
Y Acceptable with suitable controls.
G Acceptable, no further action required.

Activity	Hazards/Risks Identified	Risk Rating			Control Measures	Residual Risk			Responsibility
		S	L	RR		S	L	RR	
Use of Quick Hitch Systems and chains to lift buckets attachments with Plant machines.	Slips trips and falls, access and egress collision of plant/attachment and pedestrians.	4	3	12	<ul style="list-style-type: none"> When carrying buckets or attachments by plant during loading the plant must always be in low gear and not exceed 50% mph. The driver/operator must ensure he/she has good visibility at all times and have good access and egress during the loading operation. If any pedestrians enter the working zone the driver/operator must stop the machine until the pedestrian has passed or been removed from the operational working area. All other site operatives must be informed of the works in progress and ensure they are clear of the operational working zone. 	4	2	8	HSQE Team Depot Manager. Drivers/Operators Depot Managers Compliance Manager Client Site Management and Personnel Transport Manager

Project:	Workshop/Yard/Site Operations	RA No:	31	Review Date
Operation / Task:	Quick Hitch and Drop Chain Systems to Load	Persons at risk:	Operators, Banksman, Operatives	31/01/2027
Location / Area:	All L Lynch Depots and Client Sites	Public at risk:	No	
Monitoring Responsibility:	HSQE Team, Depot Manager, Transport Manager, Compliance Manager, Drivers/Operators, Depot/ Managers, Foremen/ Supervisors			

KEY



S = Severity Rating

- Negligible
- Minor Injury
- Major Injury (RIDDOR)
- Fatality
- Multiple Fatality

L = Likelihood of Occurrence

- Improbable
- Remote 1 – 10%
- Possible 10 – 50%
- Probable 50 – 90%
- Almost certain 90%+

RR = Risk Rating

Severity \ Likelihood	1	2	3	4	5
5	5	10	15	20	25
4	4	8	12	16	20
3	3	6	9	12	15
2	2	4	6	8	10
1	1	2	3	4	5

R Unacceptable risk, plan out or add further controls.
O Acceptable only if no other method viable & with high level controls in place.
Y Acceptable with suitable controls.
G Acceptable, no further action required.

Activity	Hazards/Risks Identified	Risk Rating			Control Measures	Residual Risk			Responsibility
		S	L	RR		S	L	RR	
Use of Quick Hitch Systems and chains to lift buckets attachments with Plant machines.	<p>Hazards of overhead utilities or obstruction. High winds and adverse weather Uneven ground</p> <p>Hazards of overhead utilities or obstruction. High winds and adverse weather Uneven ground</p> <p>Pinch points, slips, trips and falls. Crush injuries Head injuries with buckets/attachments carried at height.</p>	4	3	12	<ul style="list-style-type: none"> Divers/operators must check for any overhead utilities or obstructions prior to loading buckets/attachments with chains. During adverse weather only quick hitch is to be used (not chains) one bucket/attachment on the quick hitch at any one time. All buckets and attachments must be placed on firm even ground at all times. Drivers/operators and other personnel must stay clear of all hoses and attachments during loading/unloading operations. Always ensure chains are attached or travelling above head height. When placing buckets/attachments on the bed of a vehicle or on site that the bucket/attachment has "settled" prior to approaching and removing chains. 	4	2	8	<p>HSQE Team Drivers/Operators Depot Managers Compliance Manager Client Site Management and Personnel Transport Manager</p>

Project:	Workshop/Yard/Site Operations	RA No:	31	Review Date
Operation / Task:	Quick Hitch and Drop Chain Systems to Load	Persons at risk:	Operators, Banksman, Operatives	31/01/2027
Location / Area:	All L Lynch Depots and Client Sites	Public at risk:	No	
Monitoring Responsibility:	HSQE Team, Depot Manager, Transport Manager, Compliance Manager, Drivers/Operators, Depot/ Managers, Foremen/ Supervisors			

KEY

Most effective
Least effective

S = Severity Rating

- Negligible
- Minor Injury
- Major Injury (RIDDOR)
- Fatality
- Multiple Fatality

L = Likelihood of Occurrence

- Improbable
- Remote 1 – 10%
- Possible 10 – 50%
- Probable 50 – 90%
- Almost certain 90%+

RR = Risk Rating

Severity	5	4	3	2	1
5	5	10	15	20	25
4	4	8	12	16	20
3	3	6	9	12	15
2	2	4	6	8	10
1	1	2	3	4	5
	1	2	3	4	5
	Likelihood				

Risk Rating Legend:

- R** Unacceptable risk, plan out or add further controls.
- O** Acceptable only if no other method viable & with high level controls in place.
- Y** Acceptable with suitable controls.
- G** Acceptable, no further action required.

Activity	Hazards/Risks Identified	Risk Rating			Control Measures	Residual Risk			Responsibility
		S	L	RR		S	L	RR	
	Falls from height, slips, trips and falls of driver/operator from mounting/dismounting from machine/vehicle cab and vehicle body				<ul style="list-style-type: none"> Operator must ensure three points of contact are maintained at all times whilst mounting/dismounting all plant and vehicles. Utilise all handrails and steps to enter and leave the machine/vehicle cab safely. All drivers/operators must ensure that hydraulic control isolation lever is engaged before leaving the cab to change a Quick Hitch, chain or unchains all buckets and attachments. Specific Quick Hitch Training is provided for every Lynch Plant Operator/Transport Driver Prohibition is in place if any Site Driver/Operator is in risk area of excavator, "defined as area underneath the bucket". Quick Hitch Operator Manual in cab of machine to be followed at all times. 				
Use of Quick Hitch Systems and chains to lift buckets attachments with Plant machines.	Personal Protective Equipment	4	3	12	<ul style="list-style-type: none"> All PPE shall be worn at all times by all Lynch Drivers/operators whilst on Lynch property and client sites. Minimum Standards, Steel Toe Capped Boots with ankle (trainers of any kind are strictly prohibited) Hi-viability vest jacket (long sleeved may be required on certain client site). Other PPE may be required e.g., hard hat, safety glasses, dust mask, ear defenders if the client site dictates. If you are in doubt about any of this risk assessment, please contact your line manager or client site manager. 	4	2	8	HSQE Team Drivers/Operators Depot Managers Compliance Manager Client Site Management and Personnel Transport Manager

Project:	Workshop/Yard/Site Operations	RA No:	31	Review Date
Operation / Task:	Quick Hitch and Drop Chain Systems to Load	Persons at risk:	Operators, Banksman, Operatives	31/01/2027
Location / Area:	All L Lynch Depots and Client Sites	Public at risk:	No	
Monitoring Responsibility:	HSQE Team, Depot Manager, Transport Manager, Compliance Manager, Drivers/Operators, Depot/ Managers, Foremen/ Supervisors			

KEY

Most effective
Least effective

S = Severity Rating

- Negligible
- Minor Injury
- Major Injury (RIDDOR)
- Fatality
- Multiple Fatality

L = Likelihood of Occurrence

- Improbable
- Remote 1 – 10%
- Possible 10 – 50%
- Probable 50 – 90%
- Almost certain 90%+

RR = Risk Rating

Severity	5	4	3	2	1
5	5	10	15	20	25
4	4	8	12	16	20
3	3	6	9	12	15
2	2	4	6	8	10
1	1	2	3	4	5
	1	2	3	4	5
	Likelihood				

Risk Legend:

- R** Unacceptable risk, plan out or add further controls.
- O** Acceptable only if no other method viable & with high level controls in place.
- Y** Acceptable with suitable controls.
- G** Acceptable, no further action required.

Activity	Hazards/Risks Identified	Risk Rating			Control Measures	Residual Risk			Responsibility
		S	L	RR		S	L	RR	
Use of Quick Hitch Systems and chains to lift buckets attachments with Plant machines.	Damaged buckets and attachments. Fall from height/crush/impact / failure during work activities causing harm / injury / damage to person/plant/vehicles/ property	4	3	12	<ul style="list-style-type: none"> All buckets must be collected from Lynch depot storage areas by means of excavator quick hitch. Only one bucket per quick hitch is permitted at any time. Do not carry or move any buckets by means of bucket attached to quick hitch. All buckets must be inspected for damage prior to loading and delivering to any customer. All buckets must be inspected for damage prior to loading and collecting any customer site. All damaged buckets to be quarantined at depot and report to service office. 	4	2	8	HSQE Team Drivers/Operators Depot Managers Compliance Manager Client Site Management and Personnel Transport Manager

Risk Assessment Prepared By: Paul Lynch **Signature:** **Date:** 31/01/2026

Risk Assessment Reviewed By: Daniela Rizvan **Signature:** **Date:** 31/01/2026

